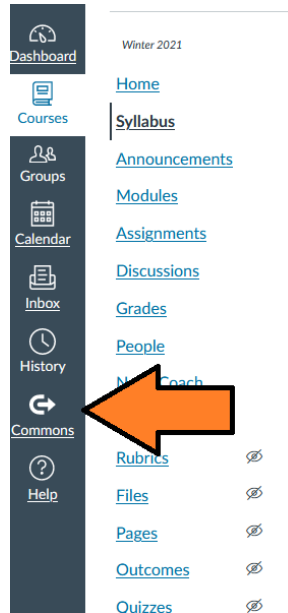
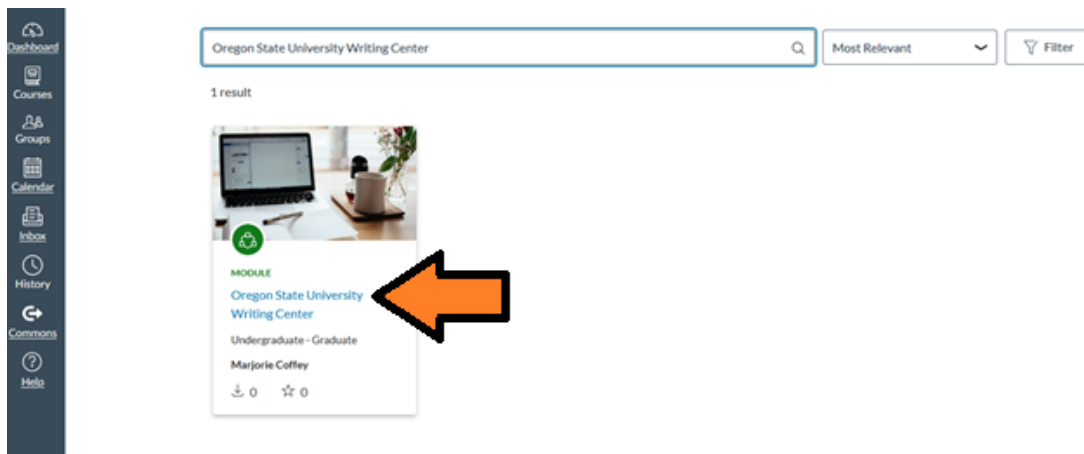


Adding the Writing Center Module to Your Canvas Course Site


1. Log in to [Canvas](#).
2. Select “Commons” in the global navigation menu (far left)



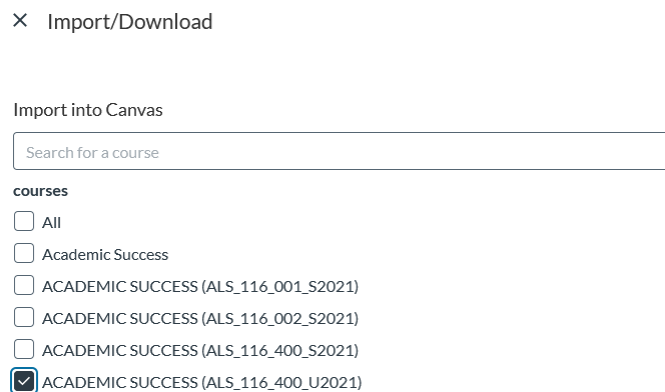
3. Search the Commons for “Oregon State University Writing Center.” The module should list author Marjorie Coffey. Select the module by clicking on its name.



4. Select the “Import/Download” option on the far right of the screen.



5. A selection pane will appear. Select the course(s) you would like to import the module into.



6. Select “Import into Course” at the bottom of the course list.



7. Access your course site to confirm the module has successfully imported. The Writing Center module will be at the end of the list of modules. You can drag and drop the module or individual page to your preferred location on Canvas using the vertical set of dots located to the left of the title(s). You will also be able to link directly to the module or page in other content areas using the [rich content editor](#).

